

Father I Adore You

I F Bb6 C7 F II Bb
 1 Fa - ther, Lay my life be -
 2 Je - sus, You; -
 3 Spir - it,

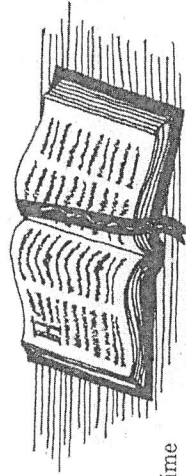
GOD SAID IT

J.C. Brumfield

C
 ③ God said it, ⑥ I be - lieve it, 'Tis
 F C
 ④ all that faith de - mands; Though
 G7 C
 ④ heav'n and earth shall pass a - way, His
 ⑤ Word will ⑥ stand.

Actions:

- a) Point up
- b) Point to self
- c) Bend elbows, palms up
- d) Hand above head, wave left to right
- e) Form hands like open Bible
- f) Clap hands and stomp foot at same time



Go into the World

S. N.   
GIVE THANKS
 Susan Nipp

F C7

1. Give thanks (clap, clap) to the Lord, (clap, clap) Give

F

thanks (clap, clap) to the Lord, (clap, clap) For

Bb F Bb F

He loves you, He loves me, too, Give

C7 F

thanks to the Lord our God. (clap, clap)

2. Give praise (clap, clap) to the Lord, (clap, clap)
 Give praise (clap, clap) to the Lord, (clap, clap)
 For He loves you, He loves me, too,
 Give praise to the Lord our God. (clap, clap)
3. Give love...

Go ye, go ye in-to the world and make dis-ci- ples of all the na-tions,

L.H. semi-staccato

Go ye, go ye in-to the world and I will be with you there!

Fine

I am the vine, you are the branch-es, ev-er the fruit to bear;

I am the light, you, the re-flec-tion ev-'ry-where.

D.C. al Fine



A LITTLE PRAYER

Pam Beall

John Josey

Lord Je-sus, help me day by day
To grow like You in ev-'ry way;
So good, so kind, so gen-tle, too,
That all may know I fol-low You.

EVENING PRAYER

Mary L. Duncan, 1839

J. Stainer

1. Je-sus, ten-der Shep-herd, hear me;
Bless Thy lit-tle lamb to-night;
Through the dark-ness be Thou near me;
Watch my sleep till morn-ing light.

2. All this day Thy hand has led me,
And I thank Thee for Thy care;
Thou hast clothed me, warmed and fed me;
Listen to my evening prayer.



Seek Ye First

1 Seek ye — first the — King - dom of God, And His right - teous -
 2 Ask and — it shall be giv'n un - to you, Seek and ye shall
 3 Man does not live by — bread a - lone, But by ev - 'ry

D F#m G D G D D

ness - And all these things shall be add - ed un - to you!
 find, Knock and the door shall be o - pened un - to you,
 word That pro - ceeds from the mouth — of the Lord,

A D D F#m G D

Al - le - lu - lu, al - le - lu - lu, al - le - lu - lu
 Al - le - lu - lu, al - le - lu - lu, al - le - lu - lu

G D/A A7 D

On Eagle's Wings

And God will raise you up on ea - gle's wings,

A7 D

bear you on the breath of dawn, make you to shine like the

Em A7 D D7

sun, and hold you in the palm of God's hand.

G Em A Bm F#m Em7 A7 D

COUNT YOUR BLESSINGS

Johnson Oatman, Jr.

Edwin O. Excell

Musical notation for the first line of the song, starting with a treble clef, a common time signature (C), and a key signature of one flat (Bb). The melody consists of a quarter note G4, a quarter note A4, a quarter note Bb4, and a quarter note C5.

Count your bless-ings, Name them one by

Musical notation for the second line of the song, continuing the melody from the first line with a quarter note D5, a quarter note E5, a quarter note F5, and a quarter note G5.

one; Count your bless-ings, See what

Musical notation for the third line of the song, continuing the melody with a quarter note A5, a quarter note Bb5, a quarter note C6, and a quarter note D6.

God hath done; Count your

Musical notation for the fourth line of the song, continuing the melody with a quarter note E6, a quarter note F6, a quarter note G6, and a quarter note A6. A chord symbol G7 is written above the final note.

bless-ings, Name them one by one;

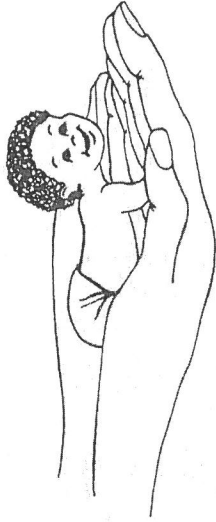
Musical notation for the fifth line of the song, continuing the melody with a quarter note Bb6, a quarter note C7, a quarter note D7, and a quarter note E7. A chord symbol F is written above the first note, and a tempo marking 'a tempo' is written below the staff.

Count your man - y bless-ings, See what

Musical notation for the sixth line of the song, continuing the melody with a quarter note F7, a quarter note G7, a quarter note A7, and a quarter note Bb7. Chord symbols C and G7 are written above the first and second notes respectively.

God hath done.

Suggestion: Sing through once. Have each child name a blessing. Repeat song.



HE'S GOT THE WHOLE WORLD

Musical notation for the first line of the song, starting with a treble clef, a 4/4 time signature, and a key signature of one flat (Bb). The melody consists of a quarter note G4, a quarter note A4, a quarter note Bb4, and a quarter note C5. A chord symbol C is written above the final note.

1. He's got the whole world— in His hands, He's got the

Musical notation for the second line of the song, continuing the melody with a quarter note D5, a quarter note E5, a quarter note F5, and a quarter note G5. A chord symbol G7 is written above the first note.

whole world— in his hands, He's got the whole world—

Musical notation for the third line of the song, continuing the melody with a quarter note A5, a quarter note Bb5, a quarter note C6, and a quarter note D6. A chord symbol G7 is written above the first note.

in his hands, He's got the whole world in His hands.

2. He's got the little, bitty baby in His hands,
He's got the little, bitty baby in His hands,
He's got the little, bitty baby in His hands,
He's got the whole world in His hands.
3. He's got you and me brother
4. He's got you and me sister
5. He's got everybody here
6. He's got the wind and the rain
7. He's got the sun and the moon
8. He's got the whole world

TVBS SONGS

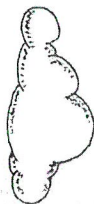
I AM A C-H-R-I-S-T-I-A-N

I am a C, I am a C-H, I am a
 C-H-R-I-S-T-I-A-N. And I have
 C-H-R-I-S-T in my H-E-A-R-T and I will
 L-I-V-E E-T-E-R-N-A-L-L-Y.

Suggestion:
Sing slowly first time through. Repeat, singing faster each time.



COME AND GO WITH ME



1. Come and go with me to my Fa-ther's house,
 to my Fa-ther's house, to my Fa-ther's house.
 Come and go with me to my Fa-ther's house,
 where there's joy, joy, joy.

2. Jesus is the way to my Father's house,
 To my Father's house, to my Father's house,
 Jesus is the way to my Father's house,
 Where there's joy, joy, joy.

Formation:
Circle, hands joined

Actions:

- Circle left
- Stop circling, clap three times
- Circle right

