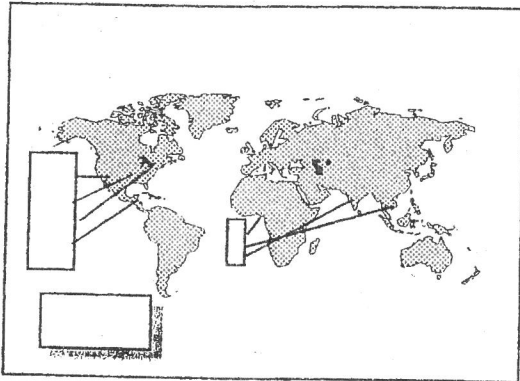
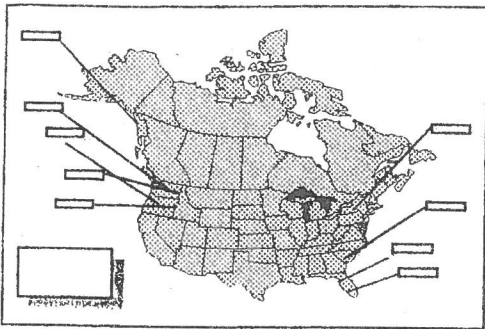


VBS CRAFTS

“Missionaries of Christ”



CLC Churches, Missions & Preaching Station Display

Craft Objective:

> To locate our CLC churches, missions and preaching stations and to call them to the children’s attention for their prayers and knowledge.

Materials:

- bulletin board or covered cardboard backing on which to mount display
- U.S. map with Asia and Africa cut outs or world map
- colored pins or tacks, yarn or string
- title square (see page 7)
- CLC directory
- paper squares to record churches’ information
- for a complete list go to lutheranmissions.org

Directions:

1. Have children print CLC church information on the paper slips. *You may want different colored paper for the mission churches.*
2. Assemble the display board. Connect the church with its location using the string and pins. *This project will take more than one class period.*

Stained Glass Window IXOYE Fish Symbol

Craft Objective:


>To use the fish symbol as a reference for the spread of God’s Word in the early Christian church and also as it pertains to the passage of Christ to be “fishers of men”

Materials:

- scraps of tissue paper of various colors
- 9X12” white construction paper
- 9X12” construction paper boarder
- glue/water (equal glue to water)
- paint brush, permanent marker
- black fish and letter cut outs (see page 5)

Directions:


1. Cut or tear tissue paper into interesting shapes and sizes.
2. Brush the glue/water to each tissue paper piece and lay onto white construction paper. *The pieces may overlap.*
3. Glue fish symbol to the center of the paper.
4. Glue letters as shown.
5. Draw in black lines with permanent marker.
6. Glue frame in place as shown.



VBS CRAFTS

"Missionaries of Christ"

Missionary Pencil Holder



Craft Objective:


> To provide a reminder that we are all to spread the message of Christ to all people.

Materials:

- 12 oz. juice can
- construction paper (9 1/2" X 4 3/4")
- Bible passage strip (page 7)
- decorated paper people chain
- sequins, buttons, beads, rick rack, ribbon, etc. (optional)
- scissors, glue
- contact paper (recommended)

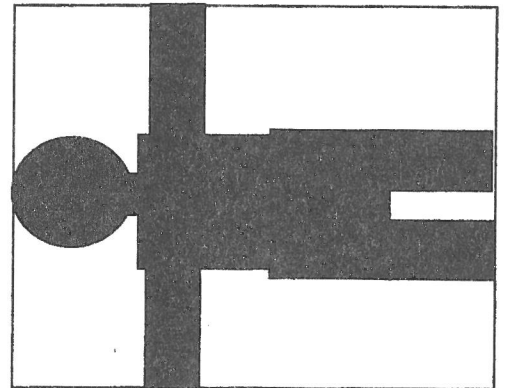
Directions:

1. Make a paper people chain. *The younger children will need help folding and possibly cutting out the people.*
2. Glue chain to construction paper and decorate the paper people. *See example on page 7.*
3. Glue on Bible passage strip below the chain.
4. Glue completed paper to juice can.
5. Allow to dry and cover with contact paper if possible.



paper people chain:

1. Accordion fold constr. paper (2"x8") into 4 folds.
2. Trace boy or girl pattern to top section. *Be sure to go from edge to edge so that they stay attached.*
3. Cut out.



Juice Can Coin Box

Craft Objective:

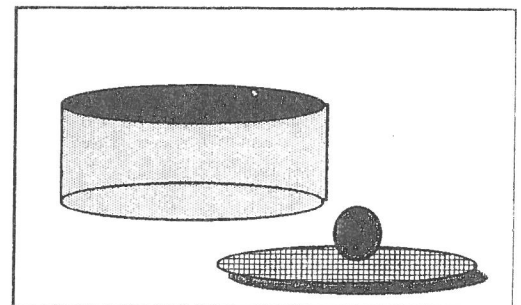
> To give the children a place to collect money for Missions or the India orphanages.

Materials:

- 12 oz. juice can (WITH LID)
- bright fabric scraps
- wooden or plastic bead
- glue or tacky glue

Directions:

1. Before class, cut juice can down to about 3".
2. Cover can and top of lid with fabric scraps. Glue.
3. Glue bead to lid top for a handle.




VBS CRAFTS

"Missionaries of Christ"

Woven Placemat With Summary Fish

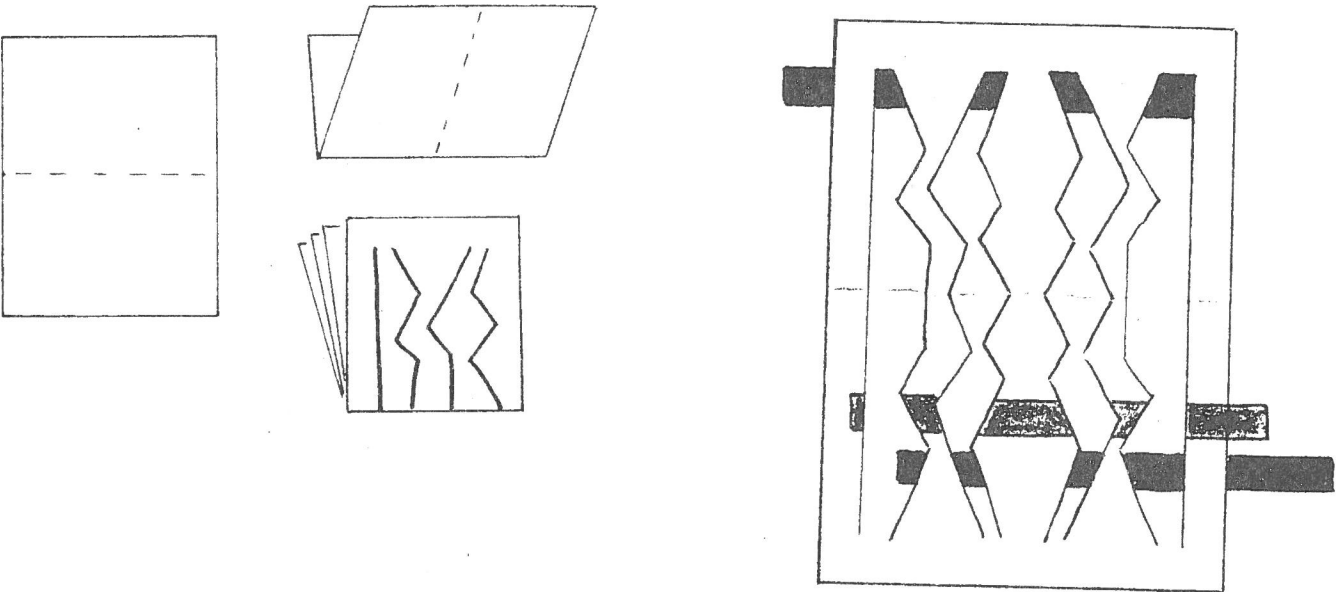
Craft Objective:
 >To give the children a summary craft for the week's lessons.

- Material:**
- 12"x 18" construction paper
 - 12" long construction paper strips of various widths
 - fish and box sheet
 - contact paper is recommended.
 - glue



Directions:

1. Fold 12x18" construction paper in half; then into quarters as shown.
2. Cut from folded edge to one inch of the top.
3. Weave colored strips of construction paper - in and out, out and in. Work from the top and bottom toward the middle. Glue ends of strips to hold down.
4. Glue the fish and box into place.
5. Cover with contact paper if desired.



VBS CRAFTS

"Missionaries of Christ"

Philip & the Ethiopian Scene




Objective:

>To retell and review the lesson of Philip & the Ethiopian Eunuch.

Materials:


- 2 large paper plates
- Philip & Eunuch figures & chariot
- title arch (from page 5)
- 2 popsicle sticks
- crayons & glue




Do not glue lower half of plates. Philip & Ethiopian slide across bottom between plates from chariot to water.

Directions:

1. Ahead of class cut out the center in one of the paper plates.
2. Have the children decorate the inside of the other plate with an outdoor scene with a river or lake.
3. Color the figures and chariot.
4. Glue the "Philip & the Ethiopian" title arch on the top half of the cut out plate.
5. Glue the chariot on the lower left side of the cut out plate.
6. Glue the figures to the popsicle sticks.





Tissue Paper Stained Glass Window

Philip & the Ethiopian

Paper Plate Scene

VBS CRAFTS
"Missionaries of Christ"

Christian Fish Symbol Mobile

Craft Objective:

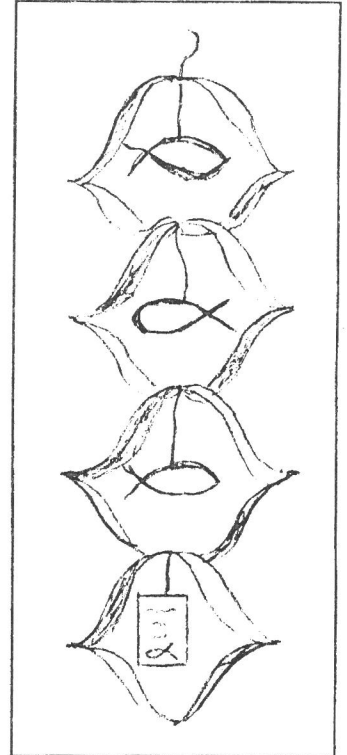
>To teach the children the meaning of the early Christian church fish symbol and make a project reminding them of the symbol.

Materials:


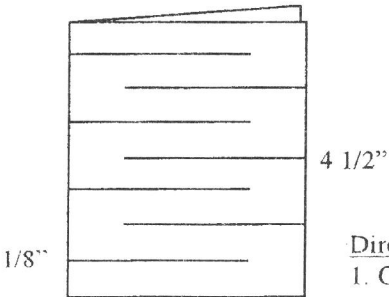
- construction paper 9" x 12" (for mobile frame work)
- construction paper 1" x 12" (3/child)
- string or thread
- explanation paper

Directions:

1. Fold and cut 9"x12" const. paper as shown. *Cut dark lines only.* Unfold and gently pull apart as shown. *There should be no twisted paper.*
2. Cut and fold fish as shown. *Children may color and decorate fish first.*
3. Attach fish and explanation paper to frame with string. Make a string from which to hang the mobile.




1"x12" paper strip for fish




Directions for fish:


1. Cut slits about half way through as shown.
2. Decorate strip in bright colors if desired.
3. Roll strip around and slide slits into each other.
4. Pinch lightly at half way spot



The Christian Fish

The early Christians made the fish their secret symbol because the enemies were persecuting them. The initial letters of the Greek words "Jesus Christ, Son (of) God, Saviour" spell the Greek word for fish, **ΙΧΘΥΣ**.






"Go therefore and make disciples of all the nations, baptizing them
in the name of the Father and of the Son and of the Holy Spirit."

Matthew 28:19

Vacation Bible School

Missionary Pencil Holder passage



paper people chain example

Church of the Lutheran Confession
Churches & Mission Churches



"Go into all the world and preach the gospel to every
creature." Mark 16:15

CLC Churches & Mission Churches Display

